



THE WORLD GAMES
SERIES
// 2025 CHENGDU

RESULTS

#TWGSERIES****

28-30 March 2025



Results

Event Number 1

Record	Name	Country	Location	Date
WR	15.10 ZHU Bao Zhen	CHN	Kaohsiung (CHN)	23 JUL 2009

Rank	Lane	Name	Country Code	R.T.	Time	Time Behind
1	7	SLISEVA Diana	AIN	0.82	15.80	+0.00
2	6	YOON Miri	KOR	0.87	16.06	+0.26
3	4	HU Yaoyao	CHN	0.92	16.21	+0.41
4	8	MAKARENKO Anastasiia	UKR	0.86	16.25	+0.45
=5	1	UVAROVA Viktoriia	UKR	0.83	16.31	+0.51
=5	5	SEO Uijin	KOR	0.78	16.31	+0.51
7	3	SHU Chengjing	CHN	0.93	16.88	+1.08
8	2	AGUIRRE JOYA Paula Alejandra	COL	0.96	17.38	+1.58

Legend:

= Equal rank R.T. Reaction Time **WR** World Record



Results


Event Number 2

Record	Name	Country	Location	Date
WR	20.52 SENANSZKY Petra	HUN	Wroclaw (POL)	21 JUL 2017

Rank	Lane	Name	Country Code	R.T.	Time	Time Behind
1	5	ANDREEVA Valeriia	AIN	0.84	21.78	+0.00
2	2	GILEVA Irina	AIN	0.80	21.86	+0.08
3	7	TYMOSHENKO Yevheniia	UKR	0.82	22.01	+0.23
4	6	PERNYESZ Dorottya	HUN	0.78	22.10	+0.32
5	3	TURUCZ Zoe	HUN	0.78	22.35	+0.57
6	8	LAMAKH Sofiya	UKR	0.84	22.36	+0.58
7	4	PLACZEK Lilly	GER	0.85	22.45	+0.67
8	1	HE Pin-Li	TPE	0.86	22.62	+0.84

Legend:

R.T. Reaction Time **WR** World Record



Results

Event Number 3

REVISED
29 MAR 15:40

Record	Split	Name	Country	Location	Date
WR	33.71	POSCHART Max	GER	Leipzig (GER)	24 APR 2022


Rank	Lane	Name	Country Code	R.T.	50m	Time	Time Behind
1	7	HASSAN ELSAYED Tarek	EGY	0.87	(3) 16.58	34.89 18.31	+0.00
2	4	MOERSTEDT Justus	GER	0.88	(5) 16.73	34.90 18.17	+0.01
3	2	SHIN Myeongjun	KOR	0.86	(2) 16.51	35.33 18.82	+0.44
4	6	RODRIGUEZ LOPEZ Juan Camilo	COL	0.85	(1) 16.48	35.44 18.96	+0.55
=5	3	OCAMPO LOZADA Juan Fernando	COL	0.90	(4) 16.64	35.99 19.35	+1.10
=5	5	LEE Dong Jin	KOR	0.88	(7) 17.60	35.99 18.39	+1.10
7	1	LOSSNER Niklas	GER	0.86	(6) 16.90	37.01 20.11	+2.12
	8	ZHANG Siqian	CHN			DNS	

Legend:

= Equal rank **DNS** Did Not Start **R.T.** Reaction Time **WR** World Record

REVISED

Name Correction for Athlete Moerstedt



Results


Event Number 4

	Record	Split	Name	Country	Location	Date
WR	40.81		KROPIDLOWSKI Szymon	POL	Godollo (HUN)	20 JUL 2023

Rank	Lane	Name	Country Code	R.T.	50m	Time	Time Behind
1	3	KROPIDLOWSKI Szymon	POL	0.84	(1) 19.72	41.41 21.69	+0.00
2	4	FEDKIN Aleksei	AIN	0.78	(3) 20.14	41.68 21.54	+0.27
3	5	CSEPLO Kelen	HUN	0.89	(2) 20.05	42.36 22.31	+0.95
4	1	DE ZALDIVAR Theo	FRA	0.82	(4) 20.43	42.95 22.52	+1.54
5	2	ARTAMONOV Artur	UKR	0.81	(5) 20.67	43.35 22.68	+1.94
6	7	LASSERRE Kevin	FRA	0.84	(8) 21.54	43.43 21.89	+2.02
7	6	SU Mingrui	CHN	0.90	(6) 20.72	44.30 23.58	+2.89
8	8	WORUM Rego	HUN	0.88	(7) 21.45	45.30 23.85	+3.89

Legend:

R.T. Reaction Time **WR** World Record



Results

Event Number 5

Record	Splits	Name	Country	Location	Date
WR	1:25.41	BARANOVSKAYA Valeriya	RUS	Wroclaw (POL)	21 JUL 2017

Rank	Lane	Name	Country Code	R.T.	50m	100m	150m	Time	Time Behind
1	4	MARKINA Vlada	AIN	0.90	(1) 20.81	(1) 42.85 22.04	(1) 1:05.50 22.65	1:28.48 22.98	+0.00
2	2	RUTZE Michele	GER	0.91	(3) 21.50	(2) 43.99 22.49	(2) 1:07.35 23.36	1:31.24 23.89	+2.76
3	5	HRECHKO Sofiia	UKR		(=4) 22.30	(6) 46.26 23.96	(4) 1:10.06 23.80	1:32.47 22.41	+3.99
4	6	KUPRESSOVA Elizaveta	AIN		(6) 22.32	(4) 45.66 23.34	(3) 1:09.76 24.10	1:33.78 24.02	+5.30
5	7	MAGDY HAGRASS Nada	EGY	0.95	(=4) 22.30	(5) 45.73 23.43	(5) 1:10.08 24.35	1:34.34 24.26	+5.86
6	3	UVAROVA Viktoriia	UKR	0.85	(2) 21.24	(3) 45.10 23.86	(6) 1:10.40 25.30	1:35.83 25.43	+7.35

Legend:				
=	Equal rank	R.T.	Reaction Time	WR World Record



Results

Event Number 6

Record	Splits	Name	Country	Location	Date
WR	2:55.57	ZAKHAROV Oleksii	UKR	Lignano (ITA)	21 FEB 2021

Rank	Lane	Name	Country Code	R.T.	Time	Time Behind	
1	4	KISS Nandor	HUN		2:54.64	+0.00 WR	
50m (1)	20.12	100m (1) 41.44 21.32	150m (1) 1:02.79 21.35	200m (1) 1:24.43 21.64	250m (1) 1:46.22 21.79	300m (1) 2:08.68 22.46	350m (1) 2:31.60 22.92
2	5	MOZSAR Alex	HUN	0.92	2:58.77	+4.13	
50m (3)	20.44	100m (2) 41.99 21.55	150m (2) 1:03.50 21.51	200m (2) 1:25.42 21.92	250m (2) 1:48.10 22.68	300m (2) 2:11.20 23.10	350m (2) 2:35.02 23.82
3	3	ZAKHAROV Oleksii	UKR		2:59.87	+5.23	
50m (5)	20.82	100m (3) 42.97 22.15	150m (3) 1:05.31 22.34	200m (3) 1:28.09 22.78	250m (4) 1:51.42 23.33	300m (4) 2:14.95 23.53	350m (4) 2:38.51 23.56
4	7	YOON Youngjoong	KOR	0.96	3:01.97	+7.33	
50m (4)	20.77	100m (5) 43.09 22.32	150m (4) 1:05.52 22.43	200m (4) 1:28.23 22.71	250m (3) 1:50.83 22.60	300m (3) 2:13.87 23.04	350m (3) 2:37.31 23.44
5	8	LATAL Filip	CZE	0.97	3:04.90	+10.26	
50m (6)	21.26	100m (6) 43.81 22.55	150m (6) 1:07.18 23.37	200m (6) 1:30.49 23.31	250m (6) 1:54.27 23.78	300m (6) 2:18.43 24.16	350m (6) 2:42.20 23.77
6	2	NASRELDIN Mohab	EGY	0.85	3:05.00	+10.36	
50m (2)	20.32	100m (4) 43.01 22.69	150m (5) 1:05.94 22.93	200m (5) 1:29.96 24.02	250m (5) 1:53.72 23.76	300m (5) 2:17.79 24.07	350m (5) 2:41.90 24.11
7	6	TOPARLAK Derin	TUR	0.96	3:06.80	+12.16	
50m (7)	21.40	100m (7) 44.05 22.65	150m (7) 1:07.46 23.41	200m (8) 1:31.47 24.01	250m (8) 1:56.26 24.79	300m (8) 2:19.98 23.72	350m (7) 2:43.36 23.38
8	1	DRAZBA Filip	POL	0.96	3:06.87	+12.23	
50m (8)	22.33	100m (8) 45.25 22.92	150m (8) 1:07.90 22.65	200m (7) 1:31.13 23.23	250m (7) 1:55.24 24.11	300m (7) 2:19.67 24.43	350m (8) 2:43.68 24.01

Legend:

R.T. Reaction Time **WR** World Record